


# Our print subscribers can read our e-edition for FREE!

## Here's how:

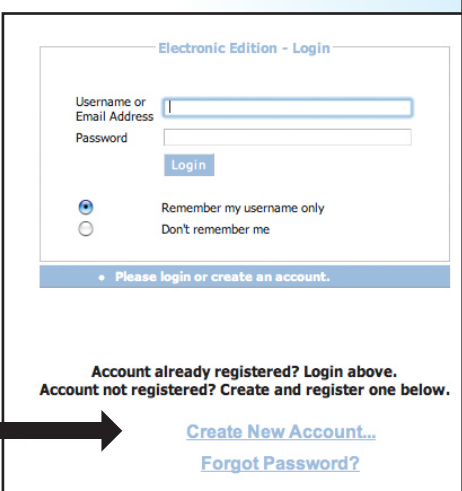
**1** Find your address imprint on a Sentinel that was delivered to your address. Note how the address is printed.



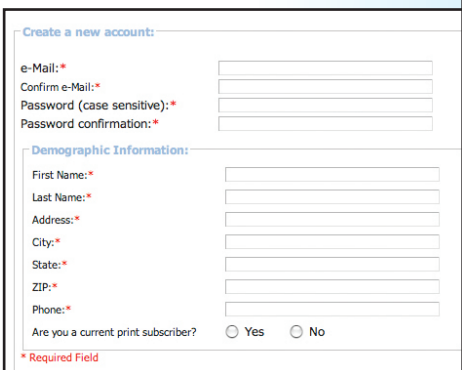
**2** Go to [www.rochsent.com](http://www.rochsent.com). Click on Sentinel E-edition as shown here ...



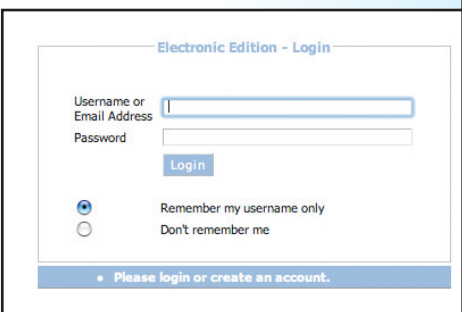
**3** On our e-edition welcome page, click "Create New Account."



**4** Using a valid e-mail address, the mailing label information from your print edition and the phone number connected to your print edition account complete the registration form. You assign your own password. Click "Create User."



**5** Go to your e-mail account where you will find a confirmation e-mail from EE Rochester Sentinel. Open the e-mail and click on the confirmation link. It will return you to our welcome page where you will need to log in using the e-mail address and password you used to create your account.



**6** That's it! You have successfully created your Sentinel E-edition account. If you have any trouble, please call 574-224-5319.

**Readers who do not subscribe to our print edition have several options:** Subscribe to our print edition and receive access to our e-edition FREE or subscribe to the e-edition only. Special rates are available for an e-edition only subscription. Go to [www.rochsent.com](http://www.rochsent.com) for details or follow the instructions above and you will be asked to subscribe during the process.

## THE ROCHESTER SENTINEL.